


Contemporary 40.69

Handles

Our Contemporary Family of handle sets (40.68, 40.69, 40.70) for the sliding door Signature® line of products offers a new 10" and 13" long escutcheon options.

These handles are all compatible with industry standard single-point or multi-point mortise locks. The 40.68 series inline handle and 40.70 series offset handle feature thumb turns and key cylinders above the handle for easy access. The 40.69 series offset handle provides an attractive, contemporary look on a shorter, 10" escutcheon platform that fits both centered and offset door fabrication patterns.

Signature Contemporary handle sets fit stile thicknesses ranging from 1.25" to 2.25" and are available in active, semi-active, and inactive configurations to fit your complete door offering. The sleek, modern design of these handles are sure to complement your door system.



PRODUCT HIGHLIGHTS

- Recommended for: aluminum, composite, vinyl, and wood
- Industry standard mounting hole spacing for easy conversion from existing hardware or in upgrading systems currently in the market
- Extended bosses on inside and outside escutcheons to enhance handle stability
- Plated decorative finishes on solid brass and painted finishes on zinc
- Designed to accent today's larger sized doors
- New contemporary handle shapes in both inline and offset styles are elegant in appearance and easy to grasp

Contemporary 40.69

Handles


AVAILABLE COLORS




Black




Matte
Black



Faux
Bronze



Satin
Nickel PVD



Oil Rubbed
Bronze PVD



Beige



32 White



White